


15. Remove drive gear ⑳.



## INSPECTION

### NOTE:


*If any component is worn excessively, cracked, defective or damaged in any way, it must be replaced.*

### TIMING CHAIN

- Inspect timing chain.
- Replace if worn excessively or damaged.

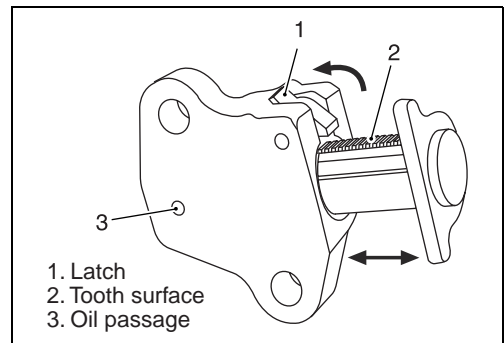
### BALANCER CHAIN

- Inspect balancer chain.
- Replace if worn excessively or damaged.



### TENSIONER ADJUSTER

- Inspect tensioner adjuster for smooth operation.
- Replace if faulty.
- Check oil delivery passage to tensioner.



### TIMING CHAIN TENSIONER/CHAIN GUIDE

- Check chain guide shoe for wear or damage.
- If excessive wear or other damage is found, replace it.

